

Taunton Rifle and Pistol Club, Inc.



Range Rules and Regulations



Version 2.0

Copyright 2009. All Rights Reserved.



This page intentionally left blank for your notes



Table of Contents

1	Welcome to the Taunton Rifle and Pistol Club.....	4
1.1	Mission Statement.....	4
2	How These Range Rules Are Organized.....	4
3	Executive Board and Range Officer Governance.....	5
3.1	Range Officers.....	5
3.2	Range Officer Committee and Requirements	5
4	The Three Rules for Safe Gun Handling.....	5
5	General Range Rules and Regulations	6
5.1	Why We Have Range Rules and Regulations.....	6
5.2	Outdoor and Indoor Ranges Rules Vary	6
5.3	Outdoor Range Hours.....	7
5.4	Indoor Range Hours	7
6	Range Rules and Requirements.....	8
6.1	Member Responsibilities.....	8
6.2	Safe Firearm Handling	9
6.3	Targets and Firing Positions.....	9
6.4	Special Indoor Pistol Range Rules	10
6.5	Shotgun Range Rules – Trap.....	11
6.6	Special Shotgun Rules.....	12
6.7	Black Powder – Outdoor Range Rules.....	13
6.8	Archery Range Rules – Outdoor Range Rules.....	13
6.9	Ammunition	14
6.10	Trash and Cleanup	14
6.11	Reserving a Range Bay	15
6.12	Match Rules	15
6.13	Rule Violations	16
6.14	Reporting Range Damage	16
7	300-Yard Range Qualification Rules and Standards.....	17
7.1	Qualification Procedures	17
7.2	Firing Qualification - Minimum Standards.....	18
7.3	Entering and Leaving the 300-Yard Range.....	18
7.4	300-Yard Range Rules and Regulations	19
7.5	300-Yard Range Violations.....	20
8	Rules Governing Non-Club Members.....	20
8.1	Prospective Members Using the Range	21
8.2	Guest Groups Using the Range	21
	Executive Board Range Rules Approvals.....	22



1 Welcome to the Taunton Rifle and Pistol Club

On behalf of the Executive Board, we welcome you as a new member, a guest, or visiting organization. The Executive Board also thanks its members for the support and contributions shown the club over the years.

1.1 *Mission Statement*

The Taunton Rifle and Pistol Club was incorporated on September 30, 1935; for the purposes of encouraging and promoting athletic contests, more particular those having to do with the use of firearms of every sort and in general to engage and promote athletic contests of all kinds.

In support of this mission, the club strives to:

- Provide a safe, clean environment in which members can enjoy the shooting sports.
- Align our club's operation with the best practices sponsored by national organizations such as the National Rifle Association and GOAL.

As new members to the club, we recognize that our sport requires that we collectively follow a set of safety and operational rules to assure the efficient operation of our organization and facilities.

Please take a few minutes to read through these range rules. Members of the Executive Board are available to answer any question you may have, and can be reached online through the club's web site www.tauntonrifleandpistol.org or by attending the monthly club meetings.

We also encourage you to participate in club events, such as the monthly club meetings, which are held at 10:00 AM on the first Sunday of each month. Please visit the club's web site for additional information on shooting teams and other events.

Disclaimer: The Taunton Rifle and Pistol Club, Inc. (TRPC) assumes no liability or responsibility for damage to member's vehicles, firearms, or shooting accessories while on Club Property.

2 How These Range Rules Are Organized

Most of the range rules and regulations described in this document apply no matter if you are shooting at the indoor or outdoor ranges. However, there are some differences. Therefore, we have organized these range rules and regulations into the following logical sections:

- Executive Board and Range Officer Governance
- Indoor and Outdoor Range Rules
- 300-Yard Range Rules
- Non-Club Member Information

Where applicable, we have noted when rules apply in organized events versus individual use of the ranges.

Please pay careful attention to all safety instructions described in this document, and always follow the manufacturer's instructions for handling your firearm.



3 Executive Board and Range Officer Governance

The Executive Board establishes the rules and regulations for the club and its members. This board governs over the use of and violations against well-established range and safety regulations. This section outlines some of the governing policies established by the Executive Board.

3.1 Range Officers

The Chief Range Officer is charged with the responsibility of properly running the ranges. He or she may appoint temporary range officers who shall serve until the next meeting of the Range Officer Committee. All members, non-club members, and visiting organizations using TRPC ranges are to obey the instructions of the Chief Range Officer and of his/her designated Range Officers.

Range Officers can be identified by a TRPC range officer badge they wear.

3.2 Range Officer Committee and Requirements

1. The Range Officer Committee shall consist of the following: The current Rifle, Pistol, Shotgun, Muzzleloader, and Archery instructors, and the Chief Range Officer. A special meeting of the Range Officer Committee will be called by the Chief Range Officer and attended by the current instructors. All will vote on the appointment, denial, or suspension of any club Range Officer. The position of Chief Range Officer shall be appointed or suspended by the club's Executive Board.
2. All Range Officers should be Charter Club members who are over the age of 21 years and have been a member for at least two (2) years and remain in good standing in the club.
3. All Range Officers are familiar with procedures for obtaining emergency aid from local fire, rescue, and police departments.

4 The Three Rules for Safe Gun Handling

1. Always keep the gun pointed in a safe direction.
2. Always keep your finger off the trigger until ready to shoot.
3. Always keep the gun unloaded until ready to use.

If you have any questions or concerns regarding *The Three Rules for Safe Gun Handling* or the safe handling of your firearm, please ask a Range Officer or Executive Board member. We are here to support our members.

The Three Rules for Safe Gun Handling are from the General National Rifle Association Gun Safety Rules When Handling A Firearm.



5 General Range Rules and Regulations

5.1 Why We Have Range Rules and Regulations

Procedures and policies contained in these Range Rules and Regulations establish a safe, effective, and efficient operation of the TRPC's indoor and outdoor ranges and facilities. When followed, these rules assure a high degree of safety for club members, guests, visitors, and our club's neighbors.

The rules explained in this document and in the club's by-laws apply to all TRPC members, visiting clubs, groups, and non-club members using TRPC range facilities. These rules and regulations also establish positive lines of authority.

All members are to be provided a copy of TRPC *Range Rules and Regulations*, which are to be followed by all members and their guests. All members will verify in writing that they have received and read and understand these rules and regulations.

In addition, all members and guests are to read and countersign the General National Rifle Association Gun Safety Rules When Handling A Firearm, otherwise known as *The Three Rules for Safe Gun Handling*, which are also posted on each TRPC range at all times.

5.2 Outdoor and Indoor Ranges Rules Vary

The TRPC has built and maintains several shooting ranges for member use:

- An older indoor 50-foot shooting range (at the club house).
- A newer indoor 50-foot shooting range (at the club house).
- A multi-range, multi-distance outdoor shooting range located a few miles away from the club house that consists of:
 - Two, 50-yard ranges
 - Two, 100-yard ranges
 - One, 300-yard range
 - One Trap range
 - One Black Powder/Archery range

Members, and non-club members who use these ranges as guests, must understand and abide by all range rules and regulations described in this document.

While all safety rules apply no matter where you are shooting, members must pay attention to some special operational rules that apply whether you are shooting in the indoor versus the outdoor ranges.

Whether you are participating in an organized shoot, such as a competitive pistol, rifle, or shotgun trap event, or are shooting at the indoor or outdoor range as an individual, you must follow those range rules and regulations that apply to your situation. The following sections outline these rules and regulations in detail.

If for any reason you have a question, please contact the Executive Board at info@tauntonrifleandpistol.org or call 508-823-0313 and leave a voice mail.



5.3 Outdoor Range Hours

The outdoor range is open to all TRPC members, and is accessible through the use of a special gate access card you receive when you become a club member. With our range close to residential neighbors, we must abide by an agreed upon set of operational hours.

The posted hours of operation are as follows:

- No earlier than 9:00 AM on weekdays, Saturdays, or holidays.
- No earlier than 10:00 AM on Sundays.
- The range closes at Sunset for that day – the hour of Sunset is what is published in the daily, local newspaper, or as announced in other forms of public media, such as radio and television. No exceptions.

Please note that range hours are subject to change without notice.

5.4 Indoor Range Hours

The indoor range is open to all TRPC members 24 hours a day unless they are reserved for shooting events or scheduled for maintenance. These shooting events are announced at monthly club meetings and posted on the TRPC web site.

Members can gain access to the indoor ranges through the use of a member access card.

Pay special attention to the doors when entering the club house: *Make certain the door closes and locks behind you.*

We ask that all members use the newer indoor range whenever possible. If it is in use for a scheduled shooting event, the older indoor range will be made available if possible and when it is not in use.

If you are the last person to leave the indoor range, please be sure to turn off all lights and clean up after yourself. In the ready room a barrel for used brass and one for trash are provided.



6 Range Rules and Requirements

The following rules are designed to assure the highest degree of safety on our ranges. Follow these rules at all times so we can continue to enjoy our TRPC facilities and our shooting sports. Special rules apply under certain conditions. These are outlined in the sections that follow.

6.1 Member Responsibilities

1. All members must have a current TRPC club membership card available for inspection by any Range Officer and Executive Board member.
2. ***The Three Rules for Safe Gun Handling*** and the *TRPC Range Rules and Regulations* will prevail at all times.
3. Membership cards may not be loaned out to non members.
4. Hearing protection (earmuffs or plugs) and safety glasses must be worn by everyone on or near the firing line without exception, including guests.
IMPORTANT: The club will not be responsible for injuries resulting from failure of a shooter or guest to wear adequate eye and ear protection. Adults are responsible for the safety of their children at all times.
5. Rules posted on and around the range will be strictly obeyed.
6. Wildlife is protected on club grounds – NO HUNTING!
7. Alcoholic beverages are not permitted on club property at any time.
8. Smoking is not permitted in any of the indoor facilities.
9. Members are asked to show proper shooting and range etiquette toward others at all times when firing on the ranges.
10. Members should sight in rifles at the 50-yard outdoor range before shooting at the 100-yard outdoor range.
11. All or a portion of the ranges can be closed while work parties are in progress.
12. No instructional training classes are to be held on any club ranges other than TRPC-sponsored classes.
13. Use of the club's 300-yard rifle range requires members to pass a qualification test. Once completed, a photo ID card permit is issued before this range can be used. Please refer to Chapter 7, *300-Yard Range Qualification Rules and Standards*, for more information on the qualification requirements and rules and regulations for using the 300-yard outdoor range.
14. All pets taken to the outdoor range must follow all city or town by-laws.



6.2 Safe Firearm Handling

1. Always keep the firearm pointed in a safe direction. The muzzle of any firearm must never be pointed toward anyone at any time.
2. Always keep your finger off the trigger and outside the trigger guard until you have the gun positioned and aimed at your target.
3. Always keep the gun unloaded until ready to use.
4. After firing, the firearm should be placed on the bench with the action open and empty, or cased, or pistols holstered. Firearms that are to be cased must first be cleared of all ammunition.
5. Know how your firearm operates; read the manufacturer's instruction manual completely before handling your firearm. If you do not understand how a firearm works or have a problem with its operation, contact the manufacturer. Under no circumstance are you to load a firearm with which you are unfamiliar.
6. All quick draw firing from a holstered pistol is strictly prohibited, unless a Range Officer is present and supervising.
7. No firearms may be handled with people forward of the firing line at any time.
8. Before anyone goes down range to check or place targets, or for any other purpose whatsoever, all rifle actions are to be open and ammunition removed. This means no rounds in fixed or tubular magazines; detachable magazines should be removed. In short, if the bolt action were to be closed, no round should be chambered. This is the condition under which the firearm must be in before anyone proceeds down range.
9. Members are encouraged to use good judgment when going down range for any reason. Care should be given whether to leave your firearms unattended on the shooting bench.
10. If for any reason you need to approach another shooter who is firing on the firing line, stand behind the firing line and wait until the shooter has finished shooting and has made his/her firearm safe before approaching.

6.3 Targets and Firing Positions

1. Be sure of your target; make sure you have an adequate backstop. Firing is permitted only at authorized targets. Shooting at bottles, cans, or other metal objects is prohibited and can result in membership suspension.
2. Absolutely no shooting is permitted at any target on the ground or placed near or on top of any berm, post, or support other than target frames.
3. A loaded firearm is never to be elevated to a vertical position or any angle that would allow a shot to be fired above or below the backstop area.
4. Metal targets that are approved by the TRPC or are commercially manufactured, are allowed for use on the outdoor ranges. However, for safety reasons, all metal targets and their carriers must be placed directly inside of the impact berms.



5. Shooting positions follow these rules:

Outdoor Range

- Angle firing is prohibited. This means you cannot aim and fire upon a target that is not directly in front of your position down range.
- Shooting across target positions is in violation of range rules.
- Shooting on ranges shall be from a fixed firing line to fixed targets only.
- Shooters may move down range to close the distance to a target positioned in front of the impact berm, but only if no other shooters are firing from the standard firing line.
- Under no circumstances is any member to shoot at targets placed part way down range. All targets are to be placed directly in front of the impact berm and not higher than four (4) feet above the ground, and at least one (1) foot off the ground.
- When firing in events such as black powder, metallic silhouette, trap, or any other discipline, the special safety rules of that event must be additionally adhered to. Please see those sections in this document that apply to these events.

Indoor Range

- All shooters must fire at the target that is fixed to their corresponding target carrier. Angle firing is prohibited.
- No one may walk forward of the firing line in order to fire at intermediate distances. All firing will take place at the designated shooting bays.
- All rounds will be fired at targets suspended from the target carriers. Place no targets downrange that are not clipped to these target carriers, except for special events.
- Use only paper targets.

6.4 Special Indoor Pistol Range Rules

The TRPC indoor range cannot accommodate all commercially available handgun calibers. Please follow these instructions when choosing what handgun you can fire. Also note that an approved list of handgun calibers is posted at the entrance of the indoor ranges and on the club's web site.

CAUTION: If you are in doubt as to whether a caliber can be fired on the indoor ranges, don't shoot it until you get confirmation on its use.

1. Place all targets behind the red line that is painted on the floor, and only shoot at targets that are in your designated lane of fire.
2. All conventional handguns and ammunition may be fired on the indoor range. This includes ammunition that is jacketed, or hollow-point design, as well as any lead bullet type.

CAUTION: Handguns chambering rifle caliber ammunition such as .223 Rem., 7.62 x 39mm, 308, 30-06, 30-30 -WCF, 35-Rem. and-like cartridges cannot be fired on the indoor range. Please see the posted list of approved cartridges.

3. No Armor Piercing, Tracer, Incendiary, or, Explosive ammunition is allowed for use on the indoor range.



4. Members may fire all rimfire ammunition from rifles in the indoor range, with the exception of any Tracer, Explosive, or Shotshell ammunition, which are prohibited.
5. No shotgun firing is allowed on the indoor ranges.
6. No firing of any shot-loads from any handguns or rifles on the indoor ranges.
7. Muzzle loading handguns that are to be fired in the indoor range must be loaded only with Black Powder. Due to a fire hazard, Black Powder substitutes are not allowed in the indoor range.
8. Shooters must supply their own paper targets. The club sells approved targets in the ready room.
9. No firing at any targets placed closer than the "Safety Line" on the indoor range floor. The Safety line is painted in red.
10. No "Explosive" targets are allowed on the indoor range.
11. No firearms may be handled with people forward of the firing line at any time.
12. No firing is permitted when the range safety light is flashing.

6.5 Shotgun Range Rules – Trap

The TRPC Trap range is very well equipped and is open to members and the general public during trap range hours. A number of trap shooters participate in Sunday and summer Thursday night trap shoots and we welcome new members to join us.



Trap shooting is held on the trap field at the outdoor range Sunday mornings at 10:00 AM during the summer months, and Thursday evenings with hours to be determined. A range fee is required.

What follows are the range rules and regulations as they apply to shooting trap with a Range Officer present.

Note that anyone wanting to shoot trap will go through a quick orientation with the TRPC shotgun instructor before firing on the trap range.

1. No member may use the trap range other than during posted hours. A Range Officer must be present during all trap events.



2. No one is allowed to use the trap range for aerial firing of shotguns, unless under the direct supervision of a TRPC Range Officer. All clay target birds will be thrown only from the automated trap machine that is set to club-approved angles. No exceptions.
3. In the event of a malfunction such as a failure to feed, fire, extract or eject, where a live round or brass remains in the shotgun, the shooter must remain at his/her position pointing the shotgun down range until the condition has been corrected. In the event of a misfire, the shotgun should not be opened for at least thirty (30) seconds. (NRA guideline)
4. Damascus steel or twisted barrels are not permitted. Only shotguns manufactured in accordance with specifications of the Sporting Arms and Ammunition Manufacturers Institute (SAMMI) are to be used at the TRPC trap range.
5. No shotgun shot larger than 7 ½ can be used on the trap range.
6. All shells will be subject to inspection to conform to the shot size rule.
7. Firing will be single shot only except when doubles are permitted under the supervision of the Range Officer.
8. The use of hand-held, or table-type traps for throwing of clay birds, is strictly forbidden on TRPC club property.
9. Shotguns are to be loaded at the firing station only and only immediately before it is the shooter's turn to fire.
10. No one may enter the target area on the trap field for retrieval of clay targets or for any other reason until the range has been shut down.
11. Shotguns with release triggers may be allowed only with written permission from the TRPC Executive Board, and only after recommendation from the Chief Range Officer or Shotgun Instructor, and only on an individual basis.
12. No firearms may be handled with people forward of the firing line at any time.
13. All shotguns must have their breeches open at all times except when it is the shooter's turn to fire.
14. Shotguns will be placed in special gun racks provided at the range until it is time for shooters to take their positions on the firing line.

6.6 Special Shotgun Rules

While the TRPC maintains a trap range, members can shoot shotguns for test purposes, to sight in slugs for deer season, or to try out a fellow member's shotgun. For these events, please follow these special rules and only fire shotguns in the rifle range bays.

1. Slugs and any size shot may be fired in the outdoor rifle ranges, but not on the Trap field.
2. No aerial shooting of any shot or slugs is allowed on the rifle ranges. All shooting of shotguns on the rifle ranges must be parallel to the ground.
3. All shotgun firing on the rifle ranges must follow all the same rules as for rifle shooting.
4. All shotgun shooting that takes place on the outdoor rifle ranges must take place using a target board. Please don't shoot the club-supplied target frames.



6.7 Black Powder – Outdoor Range Rules

The TRPC allows black powder shooting to take place on any of the outdoor rifle ranges. The club does maintain a black powder range that is shared with the archery, 300-yard, and trap ranges. For those members wanting to shoot their black powder firearms on this range, please abide by the following rules.

1. Smoking is prohibited on all TRPC ranges where black powder or substitutes are in use.
2. Priming and capping of muzzleloaders must be done at the firing line only or in a designated area during authorized Club Matches.
3. Fouling shots must be fired into the backstop only.
4. Should a hang fire occur, immediately call the Range Officer, and keep the firearm pointed toward the target until such time as you receive instructions. If no Range Officer is present, make certain your muzzle remains pointed down range at the impact berm for a minimum of two (2) minutes. (NRA guideline)
5. All firearms are to be unloaded when there is a target change. This means percussion caps or priming powder must be removed for safety reasons.
6. For match events, all firing is to be done from designated range firing lines.
7. For match events, no one is to go forward of the firing line until a “cease fire” has been called and an “all clear” is given.
8. No firearms may be handled with people forward of the firing line at any time.

6.8 Archery Range Rules – Outdoor Range Rules

The TRPC archery range is shared with the black powder, 300-yard, and trap ranges. For those members wanting to shoot their bows, you must do so only in the outdoor archery range and not on any of the rifle ranges. In addition, please abide by the following rules. These rules apply to both sanctioned archery matches and for individual members shooting their bow on the archery range.

1. All archery equipment must be in good working order.
 - a. No fray or broken strings.
 - b. No chipping, flaking, or separated limbs.
 - c. No broken or cracked bow cams.
 - d. No loose or broken cables.
 - e. No cracked or split arrows.
 - f. No loose or broken fletching.
 - g. No loose or broken nocks.
2. All flight shooting is prohibited. Keep your arrows pointed toward the impact target.
3. All arrows shall be shot only in designated areas.
4. Arrows tipped with either filed points or conventional target points are permitted on standard targets.



5. All broadheads or hunting points must be shot at specifically designated targets only.
6. All broadheads must be completely covered by a quiver until the arrow is ready to be fired.
7. All archers must follow the target trails that are indicated on the range in one direction. Traveling against the direction of shooting is prohibited.
8. All visitors or non-shooters are cautioned to observe the shooting direction and must travel the range in the company of an archer who is familiar with the trails.
9. When retrieving overshot arrows, one person should stand at the target (firing position) to prevent shooting by the next group. A lone shooter should place his or her bow across the target face to indicate that the area is not clear for shooting.
10. No arrows may be knocked on any bow with people forward of the firing line at any time.
11. The archery range sign must be turned to ARCHERY RANGE IN USE and the orange range hot flag placed in position at the top of the pole to notify members that the archery range is in use. When you are done shooting and you are ready to leave the range, the sign must be changed to ARCHERY RANGE CLOSED and the flag returned to the base of the pole.

6.9 Ammunition

1. No unsafe firearm or ammunition will be permitted on any range.
2. No Armor Piercing (indoor range), Tracer, Incendiary, or, Explosive ammunition is allowed on the indoor or outdoor ranges.
3. Misfired or dud ammo cartridges must not be thrown into trash barrels. The indoor ranges have a Dud container for these cartridges. The outdoor ranges have Red canisters welded to the firing bays in which you can deposit your cartridge.
4. In the event of a misfire, the shooter must remain in their firing position with the firearm pointed at the impact berm. The action of the firearm should not be opened until after waiting at least thirty (30) seconds. (NRA guideline)

6.10 Trash and Cleanup

1. Trash barrels for used targets, ammo boxes, and other refuse are positioned by each shooting range. All members are expected to be conscientious in keeping club property clean and uncluttered. Place your fired brass in the barrels marked "Brass." **The golden rule is to leave the range in the same or better condition than when you found it.**
2. After shooting, each member or non-club member guest is required to pick up all trash and leave his/her area clean for the next member's use. No one is to go forward of the firing line, however, to retrieve targets, frames, empty shells or refuse with other members still firing on the same range. Other shooters on the same firing line should acknowledge your intention to move down range before doing so.
3. Lead pickup at the target areas is not permitted unless authorized by the club Executive Board or President.



6.11 Reserving a Range Bay

If a member wants to reserve a firing position on the indoor or outdoor ranges, the member may do so by contacting the TRPC club President by telephone or email no less than thirty (30) days in advance of the reservation.

6.12 Match Rules

Match events follow strict guidelines. This section outlines those rules for conducting a match event on TRPC ranges.

1. All rifle, revolver, pistol, archery, shotgun and muzzleloader competitions held by the TRPC are governed by the rules and regulations laid down by the ruling national organization for each shooting discipline. For example, National Rifle Association of America, National Archery Association, National Muzzle Shooters, Amateur Trapshooting Association, and National Skeet Shooting Association, unless modified by the TRPC Executive Board.
2. Each team captain shall be prepared to appoint in turn a temporary Range Officer to serve for one match in accordance with a schedule established by the Executive Board or the Chief Range Officer. The rotation of team members for this purpose shall be the responsibility of the team captain.
3. Each team under the supervision of the team captain shall in turn police the range, and attend to the cleaning and repair of the range during matches in accordance with a schedule to be established by the Executive Board or the Chief Range Officer.
4. All firearms must be made safe – unloaded, cylinders open, slides back, clips removed, and actions open – until you are on the firing line and the Range Officer declares the line ready to shoot and it is your turn to shoot.
5. No one will be permitted to handle any firearms until the range is determined safe to fire. Firing will be conducted only from a designated firing line. Shooters who have finished firing must make certain that their firearms are made safe – unloaded, cylinders open, slides back, clips removed, and actions open. All firearms (rifles, shotguns and pistols) are to be unloaded before leaving the firing line.

6.12.1 Special Small Bore Rifle Matches – Indoor Range

The TRPC sponsors a number of junior rifle shooting matches. These rules apply to these matches and members who want to shoot small bore rifles in the indoor range.

1. No one is to go forward of the firing line until a “cease fire” has been called and an “all clear” is given.
2. No firearms may be handled with people forward of the firing line at any time. All firearms must be placed on the bench in the shooting booth.
3. There shall be no firing of any high-powered center fire rifles in the indoor ranges. The club does have an approved list of cartridges members can fire in carbines. Please see the posted list of approved cartridges.



6.13 Rule Violations

Violation of any of these Range Rules and Regulations, or of any of the NRA Gun Safety Rules, shall be sufficient reason to reprimand or suspend any member and bar any non-club member or visiting organization from using TRPC ranges and/or its facilities.

Bear in mind that the Chief Range Officer or any club Range Officer may suspend the right of any member, guest, visiting club or group at any time with immediate verbal notice; and once notice is given, this suspension shall remain in effect until reinstated by the Executive Board. Those who have had their range or facilities rights suspended shall only be reinstated upon approval of the Executive Board in accordance with the club's by-laws.

The TRPC has installed video monitoring on all indoor and outdoor range facilities to monitor shooting events. Members and non-club members accompanying a club member are subject to suspension through review of video recordings.

6.14 Reporting Range Damage

All members are required to inspect the range and report any damage or abuses. Reports can be made to the Executive Board through the club's voice mail or through email addresses provided on the www.tauntonrifleandpistol.org web site.

If a range has been damaged, a Range Officer or the Executive Board shall decide whether such damage causes a safety problem, and, if so, shall close the range until the damage can be repaired.

A closed range will be marked "closed" and will remain out of use by all members until repaired.



7 300-Yard Range Qualification Rules and Standards

The TRPC has a 300-yard range that is set apart from the other outdoor ranges. Members need to qualify to use this range, as it requires that the club verify a good knowledge of ballistics and firearm operation before using this range. Use of the 300-yard range must be taken very seriously. Pay special attention to all the following rules pertaining to this qualification.

The following rules and regulations apply to those members who want to qualify and use the 300-yard outdoor range.

1. All members who want to use the 300-yard firing range must do so only while under direct supervision of a TRPC Range Officer, or having obtained a TRPC 300-Yard Range Qualification Permit. **There are no exceptions to this rule.**
2. The Qualification Permits shall be limited to four separate Classes:
 - Class 1** All rifle types, benchrest, bipod, or prone positions only.
 - Class 2** All rifle types, standing offhand position, may also use benchrest, bipod, or prone positions, but must qualify with offhand only.
 - Class 3** Centerfire long range pistol, benchrest, bipod or prone positions only.
NOTE: This does not qualify for rifle use.
 - Class 4** Centerfire long range pistol, standing offhand position, may also use benchrest, bipod or prone positions, but must only qualify with offhand position.
NOTE: This does not qualify for rifle use.

7.1 Qualification Procedures

All firing qualifications will be at 100-yards only. All applicants must have pre-zeroed their rifles or pistols prior to the start of the timed qualification round. This means your firearm must be zeroed in for 100-yards before you start the qualification procedure.

To qualify for the 300-yard range, applicants must:

1. Demonstrate how your rifle or center fire pistol is Safely Loaded and Unloaded on the range.
2. Explain and show how sight adjustments are made for your particular firearm.
3. Show how to use the proper shooting positions for your Class of Permit (see above).
4. Demonstrate knowledge of the ballistics for the particular firearm you are qualifying with.
For example:
 - You must be able to discuss approximate muzzle velocity, bullet weight, and type you are qualifying with.
 - And if your firearm and ammunition combination were set for zero at 100-yards, how much drop would there be at 200-yards, and at 300-yards?
5. Show the proper placement of targets and target support frames, and knowledge of club-approved target types.
6. Demonstrate knowledge of safety procedures particular to the 300-yard range.
7. Demonstrate knowledge of Firearm Security Concerns, particularly for the 300-yard range.



7.2 Firing Qualification - Minimum Standards

- For Class 1, ten shots in a six (6") inch circle within ten minutes.
- For Class 2, ten shots in a twelve (12") inch circle within ten minutes.
- For Class 3, ten shots in a six (6") inch circle within ten minutes.
- For Class 4, ten shots in a twelve (12") inch circle within ten minutes.

After passing the requirements listed above to the satisfaction of a TRPC Range Officer, a record of the member's name, address, keycard ID number, date, and class of permit is submitted to the Chief Range Officer or Club President.

After receiving a fee, and the qualification approved by the Executive Board, your photo is taken to produce the 300-yard range ID card.

The Range Officer in turn will issue to you a photo-ID card listing your qualifications. This ID card must be visibly worn at all times while using the 300-yard range. This ID card must be shown upon request to any club Range Officer and Executive Board member for verification. You will also receive a key to unlock the gate to the access road that leads to the 300-yard range.

7.3 Entering and Leaving the 300-Yard Range

Use of the 300-yard range is permitted only when the Trap, Archery, or Black Powder ranges are not in use. There are NO EXCEPTIONS.

All other outdoor range rules apply to the use of the 300-yard range.

1. Visually determine if anyone else is using the Trap, Archery, or Black Powder ranges.
2. Drive up to and unlock the gate next to the outdoor range club house. Drive through and stop.
3. On the range sign holder, slide out the 300-yard range sign and replace it with the side that reads 300-YARD RANGE IN USE. Then insert the orange range hot flag from the base of the pole to the flag holder located at the top of the pole.
4. Then, re-lock the gate behind you, and proceed to 300-yard firing building parking area.

NOTE: Use of the 300-yard range may be limited to one hour max if members are waiting to use the Trap, Archery, or Black Powder ranges.

5. Drive up to the 300-yard parking area. If the range is in use, put on your eye and hearing protection before you approach the firing building. Do not cross the yellow safety line that is attached to the building and extends across the roadway to a post. Make certain your presence is known to other shooters who are in the firing building by going inside of the building. Wait until the firing line is clear and safe before going down range to setup your targets. If no one else is using the range, you may take down the yellow safety rope and walk or drive down to setup your targets.
6. When you are finished setting up targets, return all vehicles to the parking area and reattach the yellow safety rope to the post. You may now go into the firing building, setup your equipment, and begin firing.



7. When you leave the 300-yard range, remove the orange range flag and replace it in holder unless you know there are others still using the 300-yard range. Unlock and pass through the gate and re-lock the gate behind you. Remember, last shooter off the 300-yard range removes the orange range flag and returns it to its holder. The gate is to remain locked at all times while the 300-yard range is in use.

7.4 300-Yard Range Rules and Regulations

The 300-yard range has a building erected to facilitate bench shooting. Please make sure this building is closed when you leave and all trash is properly placed in the barrel provided. Follow all of the regulations described below when using the 300-yard range:

1. All TRPC General Range Rules and Regulations, special match rules, and the NRA's *The Three Rules for Safe Gun Handling* apply when using this range.
2. All TRPC outdoor range hours and match rules remain unchanged for the 300-yard range.
3. All targets must be placed in front of the Timber and Earth Backstop, against the white background area only. Targets must not be placed more than four feet above or lower than one foot off the ground. For anyone wanting to fire at targets at a distance of 200 yards from within the firing building, you must place your targets on the 200-yard club-provided frame, and only at the top of the frame. No exceptions! There will be no 200-yard shooting from outside of the house unless you walk down to the first 100-yard bench and shoot from that point to the 300-yard backstop. When doing this, you must use the normal 300-yard target placement points.
4. No off hand (Class 2 and 4) firing is allowed if there is any standing water or ice present anywhere on the range.
5. No shooting of shotguns or archery on this range.
6. No shooting of full automatic firearms on the 300-yard range.
7. No shooting of tracer or incendiary ammunition on this or any other TRPC range.
8. No non-club members are permitted to shoot on this range without a TRPC Range Officer present, and in control of the line of fire. Executive Board permission must be obtained prior to any member taking a non-member out to the 300-yard range.
9. No shooting at side berms, roadway, or back berms on this range.
10. Driving down range is allowed to go forward to setup, check, and retrieve your targets.
11. No handling of firearms at the firing building with people or vehicles down range, and no shooting from any vehicles.
12. All items brought to the range as targets must be removed when you leave.
13. All shooters are required to make a reasonable attempt to police the area inside and outside of the firing building. All fired cases, ammo boxes, and refuse must be picked up and properly disposed of in the trash barrel provided.
14. There shall be no firing at any targets other than the 200 and 300-yard positions for this range when fired from inside the firing building.



15. No handguns designed for short or mid-range shooting shall be fired on this range. For example, calibers such as 25 ACP, 32 ACP, 380,9mm, 38 Spl, 40 SKW, 44 Spl, 45 ACP, and so forth are not acceptable. If you have any questions, please contact a Range Officer or the Rifle Instructor at rifleins@tauntonrifleandpistol.org.

16. No firearms are to be left unattended in the firing building while you go downrange to check your targets. When you go down range to check targets, you must secure your firearm in your vehicle or take it with you.

SAFEGUARD YOUR FIREARMS AT ALL TIMES.

17. Use only paper and other fiber targets. **NO METAL TARGETS** (unless club approved).

18. For firearms using iron sights or any other non-telescopic sights, you must use the Official Iron Sight Size Target for the distance you are shooting from.

19. Please have your photo ID card visible at all times when on the 300-yard range.

Please note that the following fees apply to new IDs and lost keys (approved on 5.21.00):

- New Photo ID card and gate key costs \$5.00.
- Replacing a lost ID card is a \$15.00 fine.
- Replacing a lost gate key is a \$5.00 fine.

7.5 300-Yard Range Violations

Violation of any of these 300-yard range rules and regulations can result in suspension of privileges on this and other club ranges.

Members who violate these rules and regulations will be required to attend a hearing before the Executive Board to determine the nature of the offense and if suspension, restriction, or other disciplinary action is required.

8 Rules Governing Non-Club Members

Prospective members may only use the indoor or outdoor ranges as a guest of a member. Guests shall not use range facilities more than a few times a year.

Permission can be obtained through a written letter or by contacting the club President by email at president@tauntonrifleandpistol.org.

The 300-yard range is not open to prospective members, guests, or visiting organizations no matter if a member is accompanying them.

Guests (under 18 years of age) brought to the range for instructions or observation of shooting must be under strict and constant adult supervision at all times.

Club members must accompany and supervise their guests while shooting on any range.



8.1 Prospective Members Using the Range

Upon a vote of the Executive Board, non-club members – such as prospective members, members of the Boy Scouts, and members of other organizations – may use the club’s ranges under the following conditions:

- Boy Scouts and other non-profit organizations, upon request to the Executive Board, may use the range for instruction and practice. The following conditions apply:
 - Non-club members or organizations must contact, in writing and on organizational letterhead, the TRPC Executive Board with:
 - Dates they wish to use the club’s range facilities.
 - Intended use of the TRPC ranges (match, instruction, and so forth).
 - Names and phone numbers of sponsors or organizational senior staff who are running the event.
 - Non-club members or organizations must receive approval from the TRPC Executive Board before any event takes place.
 - Non-club member range activities must be conducted under the supervision of a TRPC Range Officer to assure that the non-club member activities do not interfere with other regularly scheduled TRPC events.
 - Non-club members or organizations must submit proof of insurance before any scheduled event.
- Range fees for approved sessions may be suspended by the TRPC Executive Board.
- All other responsible persons may use the ranges only when the TRPC holds open house for that specific purpose and then only under the supervision of the TRPC Range Officers.

All range rules and operational hours apply to visiting non-club members or organizations.

8.2 Guest Groups Using the Range

A Temporary Range Officer must be appointed for all groups using the ranges. When two or more groups are using the same range, a Temporary Chief Range Officer must be appointed by any club Officer or Team Captain.

The Temporary Range Officers understand that he/she is responsible for the safety and control of all persons using the range during that time. Also, in accepting appointment as a Temporary Range Officer, that person agrees to enforce the TRPC’s Range Rules and Regulations as well as ***The Three Rules for Safe Gun Handling***. All Range Officers are responsible for the operation of the range and safety shall be their primary concern at all time.



Executive Board Range Rules Approvals
Taunton Rifle and Pistol Club, Inc.

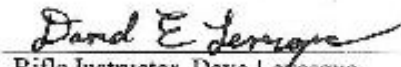
Date Reviewed: June 12, 2009

Date Approved: June 12, 2009


Executive Board Members



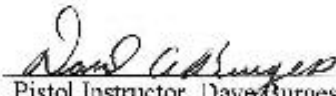
President, Eric Dewhirst



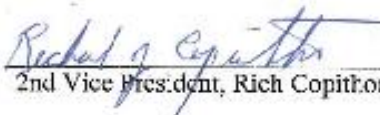
Rifle Instructor, Dave Levesque




1st Vice President, Carl Cabral



Pistol Instructor, Dave Burgess




2nd Vice President, Rich Copithorne



Shotgun Instructor, Don Annis



3rd Vice President, Bill Serpa



Masket Instructor, Bill Cronin



Treasurer, Bill Cummings



Archery Instructor, John Andrews



Building Supervisor, Len Gaudet Jr.



Recording Secretary, Dave Mallett